

Versatile Banner Bracket System - Double


302007, 302009, 302021, 302023

Product Specifications

Graphic sizes will vary - *Do not Exceed 24 square feet*
 Graphic Finishing: 3" Top and Bottom Pole Pockets with #2 Grommets

Product Parts

- 1 - Castings (x4)
- 2 - Fiberglass Poles (x4)
- 3 - 40" Stainless Steel Bands (x4)
- 4 - Pins (x4)
- 5 - Rings (x4)
- 6 - End Caps (x4)
- 7 - Nylon Ties (x4)




*Screw/nut driver will be needed for setup



Set-Up

Step 1

Attach top Castings (1) to pole. Be sure the arrow is facing up - away from the banner.




Secure the top Castings (1) to the Pole with two Stainless Steel bands (3). If attaching to a square or other shaped pole, it is recommended to use an additional set of bands, available separately. Tighten the bands until they hold the bracket securely and lock it into place with a screw or nut driver. Be sure the Band head is on the side of the pole and not on the casting. Clip off any excess band length.



Step 2

Insert the a Fiberglass Pole (2) with the hole in it into the top Castings (1) Image A. Line up the holes on the Pole to the holes on the sides of the Castings (1). Secure by inserting a Pin (4) through the holes in the Casting and the Pole as shown in Image B. Attach a Ring (5) through the hole at the end of the Pin (4) Image C.



Step 3

Place a Rubber Cap (6) over the end of each Fiberglass Pole (2).



Step 5

Slide your banners onto the Fiberglass Poles (2).


Secure the banners on the top and bottom by threading a Nylon Tie (7) through the Ring (5) and the grommet on your banner.



Step 4

Measure the length of your banner to determine where to place the Lower Castings.

Repeat Step 1 - 3 to attach the Lower Castings (1) and Fiber Glass Poles (2). Be sure the arrow is facing down - away from the banner.



Warranty Information: All products are designed to provide the user with a cost-effective and durable product. Standard warranty is a 'one year parts and labor' warranty which warrants product against defects in material and workmanship. It does not cover damage due to accidents, abuse, or normal wear and tear. Products found to be defective will be replaced or repaired at factory's discretion.